



|C|D|A|

Kitchen Retail Brochure 2024



Sinks & taps

Unsung heroes in your kitchen, your sink and tap see a lot of action. Our range of mix and match sinks and taps offer versatility and style with lasting durability. Whether you prefer an inset or under mount sink in stainless steel, composite or ceramic teamed with a simple lever tap or something more sophisticated such as a filter tap, CDA's range has something to complement every kitchen.

Sinks & taps - Core collection



Stainless steel

KA21

Single bowl sink
Inset

Features

- Polished finish
- Reversible
- Fits in 450mm base unit

Accessories

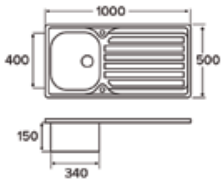
- Waste kit
- Plumbing pack

Optional accessories

- Waste disposer, AKD01/AKD02
- Space saver plumbing pack, PP1

Available in

Stainless steel



Stainless steel

KA55

Single bowl sink with mini drainer
Inset

Features

- Polished finish
- Reversible
- Noise deadening pads
- Easy fixing system
- Fits in 450mm base unit

Accessories

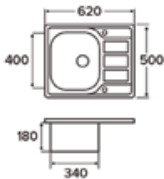
- Waste kit
- Plumbing pack

Optional accessories

- Waste disposer, AKD01/AKD02
- Space saver plumbing pack, PP1

Available in

Stainless steel



Stainless steel

KC200

Single bowl sink
Inset

Features

- Polished finish
- Reversible
- Fits in 600mm base unit

Accessories

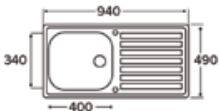
- Waste kit
- Plumbing pack

Optional accessories

- Space saver plumbing pack: PP1
- Waste disposer: AKD01/AKD02

Available in

Stainless steel



Stainless steel

KA22

One and a half bowl sink
Inset/undermount

Features

- Polished finish
- Reversible
- Fits in 600mm base unit

Accessories

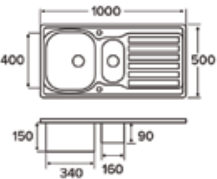
- Waste kit
- Plumbing pack

Optional accessories

- Waste disposer, AKD01/AKD02
- Space saver plumbing pack, PP2

Available in

Stainless steel



Sinks & taps - Core collection



Stainless steel

KC300

Single bowl sink
Inset

Features

- Polished finish
- Reversible
- Noise deadening pads
- Easy fixing system
- Fits in 600mm base unit

Accessories

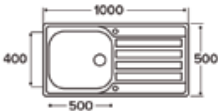
- Waste kit
- Plumbing pack

Optional accessories

- Waste disposer, AKD01/AKD02
- Space saver plumbing pack, PP1

Available in

Stainless steel



Stainless steel

KA52

One and a half bowl sink
Inset

Features

- Polished finish
- Reversible
- Easy fixing system
- Noise deadening pads
- Fits in 600mm base unit

Accessories

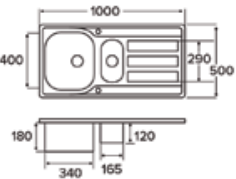
- Waste kit
- Plumbing pack

Optional accessories

- Waste disposer, AKD01/AKD02
- Space saver plumbing pack, PP2

Available in

Stainless steel



Stainless steel

KR21

Round single bowl sink
Inset

Features

- Polished finish
- Reversible
- Fits in 450mm base unit

Accessories

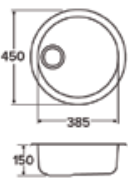
- Waste kit
- Plumbing pack

Optional accessories

- Waste disposer, AKD01/AKD02
- Space saver plumbing pack, PP1

Available in

Stainless steel



Stainless steel

KCC22

Three quarter bowl sink
Inset/undermount

Features

- Polished finish
- Noise deadening pads
- Fits in 450mm base unit

Accessories

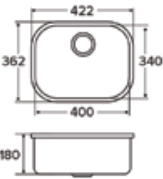
- Waste kit
- Plumbing pack

Optional accessories

- Waste disposer, AKD01/AKD02
- Space saver plumbing pack, PP1

Available in

Stainless steel





Stainless steel

KCC23

Single bowl sink
Inset/undermount

Features

- Polished finish
- Noise deadening pads
- Fits in 500mm base unit

Accessories

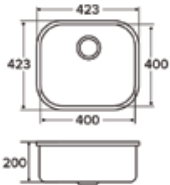
- Waste kit
- Plumbing pack

Optional accessories

- Waste disposer, AKD01/AKD02
- Space saver plumbing pack, PP1

Available in

Stainless steel



Stainless steel

KC100

One and a half bowl sink
Inset/undermount

Features

- Polished finish
- Reversible
- Noise deadening pads
- Fits in 600mm base unit

Accessories

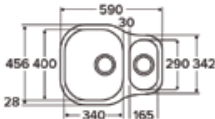
- Waste kit
- Plumbing pack

Optional accessories

- Waste disposer, AKD01/AKD02
- Space saver plumbing pack, PP2

Available in

Stainless steel



Chrome

TC15

Classic single lever tap

Features

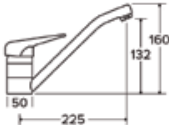
- Single flow
- Minimum pressure: 0.3Bar
- WRAS approved
- Ceramic single lever valve

Accessories

- Supplied with rigid copper tail pipes

Available in

Chrome



Chrome

TC28

Contemporary quarter turn monobloc tap

Features

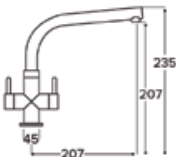
- Single flow
- Minimum pressure: 0.4Bar
- Ceramic disc 1/4 turn valves
- 360° spout rotation

Accessories

- Supplied with flexible tail pipes

Available in

Chrome



Sinks & taps - Core collection



Chrome

TC55

Monobloc tap with swan neck spout



Features

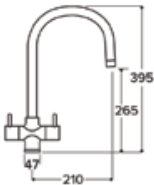
- Dual flow
- Minimum pressure: 0.3Bar
- WRAS approved
- Ceramic disc 1/4 turn valves

Accessories

- Supplied with rigid copper tail pipes

Available in

Chrome



Chrome

TC100

Single lever tap with swan neck spout

Features

- Single flow
- Minimum pressure: 0.5Bar
- Ceramic single lever valve

Accessories

- Supplied with flexible tail pipes

Available in

Chrome



Chrome

TC66

Single lever tap with quad spout

Features

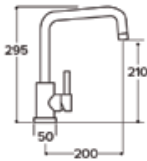
- Single flow
- Minimum pressure: 0.5Bar
- Ceramic single lever valve

Accessories

- Supplied with flexible tail pipes

Available in

Chrome



Stainless steel

TC31

Single lever tap with swan neck spout

Features

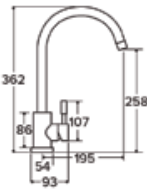
- Single flow
- Minimum pressure 0.5Bar
- Ceramic single lever valve
- 360° spout rotation

Accessories

- Supplied with flexible tail pipes

Available in

Stainless steel



Sinks & taps - Core collection



Stainless steel

TC61

Single lever tap with quad spout

Features

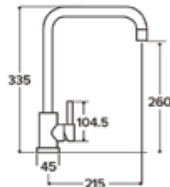
- Single flow
- Minimum pressure: 0.5Bar
- 360° spout rotation
- Ceramic disc valve

Accessories

- Supplied with flexible tail pipes

Available in

Stainless steel



Sinks & taps - Traditional collection



White

KC11

Belfast sink
Over/undermounted

Features

- Classic design
- Fireclay construction

Features

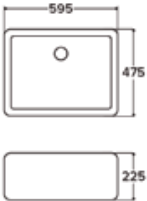
- Waste kit
- Plumbing pack

Optional accessories

- Space saver plumbing pack, PP1

Available in

White



White

KC12

Belfast double bowl sink
Over/undermounted

Features

- Classic design
- Fireclay construction

Features

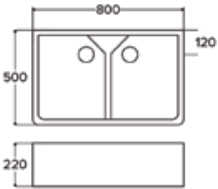
- Waste kit
- Plumbing pack

Optional accessories

- Waste disposer and adaptor, AKD01/AKD02 and AKD03
- Space saver plumbing pack, PP2

Available in

White



Chrome

TT100

Traditional twin lever tap

Features

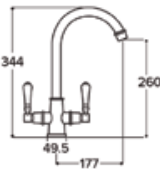
- Swan neck
- Minimum pressure: 0.3 Bar
- 360°C spout rotation
- Ceramic disc valve
- Anti splash spout
- Quarter turn handle

Accessories

- Supplied with flexible tail pipes

Available in

Chrome





Stainless steel

KD500

Single bowl sink
Inset/undermount

Features

- 1mm heavy gauge stainless steel
- Noise deadening pads
- Easy fixing system
- Fits in a 500mm base unit

Accessories

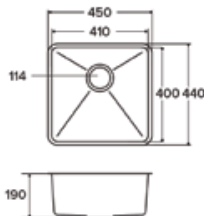
- Concealed overflow
- Waste kit
- Plumbing pack

Optional accessories

- Waste disposer AKD01/AKD02
- Space saving plumping pack PP1

Available in

Stainless steel



Stainless steel

KD600

Single bowl sink
Inset/undermount

Features

- 1mm heavy gauge stainless steel
- Noise deadening pads
- Easy fixing system
- Fits in a 600mm base unit

Accessories

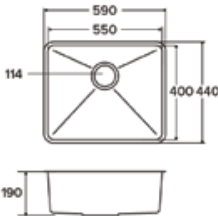
- Concealed overflow
- Waste kit
- Plumbing pack

Optional accessories

- Waste disposer, AKD01/AKD02
- Space saving plumping pack PP1

Available in

Stainless steel



Stainless steel

KD700

One and a half bowl sink
KD700RSS, KD700LSS
Inset/undermount

Features

- 1mm heavy gauge stainless steel
- Noise deadening pads
- Easy fixing system
- Fits in a 700mm base unit

Accessories

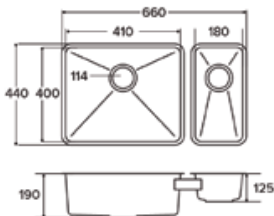
- Concealed overflow
- Waste kit
- Plumbing pack

Optional accessories

- Waste disposer, AKD01/AKD02
- Space saving plumping pack PP1

Available in

Stainless steel
Right hand: KD700RSS
Left hand: KD700LSS



Matte black



Gunmetal



Copper



Gold

COMING SOON

KCC33

Single bowl sink
KCC33BL, KCC33GM, KCC33CU, KCC33GL
Inset/undermount

Features

- Stainless steel sink
- PVD finish
- Matching taps available
- Fits in a 500mm base unit

Accessories

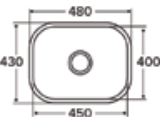
- Matching waste kit

Optional accessories

- Space saving plumping pack PP1

Available in

Matte black, gunmetal, copper and gold



Sinks & taps - Design collection



KD100

Single bowl sink
KD100BL, KD100WH
Inset

Features

- Granite/quartz construction
- Tough and hygienic
- Super smooth finish
- Fits in a 600mm base unit
- Scratch resistant
- Reversible

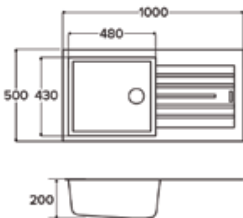
Accessories

- Concealed overflow
- Waste kit
- Plumbing pack
- Clips for inset included

Optional accessories

- WK200 - Colour drainer
- Space saving plumping pack PP1
- Waste disposer, AKD01/AKD02

Available in
Black or white



KD200

One and a half bowl sink
KD200BL, KD200WH
Inset

Features

- Granite/quartz construction
- Tough and hygienic
- Super smooth finish
- Fits in a 600mm base unit
- Scratch resistant
- Reversible

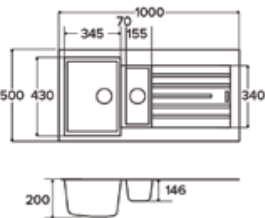
Accessories

- Concealed overflow
- Waste kit
- Plumbing pack
- Clips for inset included

Optional accessories

- WK300 - Colour drainer
- Space saving plumping pack PP2
- Waste disposer, AKD01/AKD02

Available in
Black or white



KD300

Single bowl sink
KD300BL, KD300WH
Inset/undermount

Features

- Granite/quartz construction
- Tough and hygienic
- Super smooth finish
- Fits in a 600mm base unit
- Scratch resistant

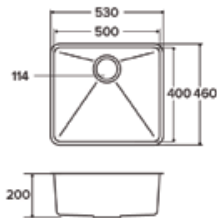
Accessories

- Concealed overflow
- Waste kit
- Plumbing pack
- Clips for undermount and inset included

Optional accessories

- WK200 - Colour drainer
- Space saving plumping pack PP1
- Waste disposer, AKD01/AKD02

Available in
Black or white



KD400

One and a half bowl sink
KD400BL, KD400WH
Inset/undermount

Features

- Granite/quartz construction
- Tough and hygienic
- Super smooth finish
- Fits in a 600mm base unit
- Scratch resistant
- Reversible

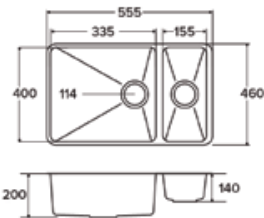
Accessories

- Concealed overflow
- Waste kit
- Plumbing pack
- Clips for undermount and inset included

Optional accessories

- WK300 - Colour drainers
- Space saving plumping pack PP2
- Waste disposer, AKD01/AKD02

Available in
Black or white





TCC5

Single lever swan neck tap
TCC5BL, TCC5GM, TCC5CU, TCC5GL

Features

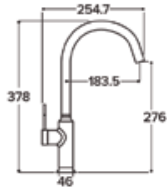
- PVD finish
- Minimum pressure: 1 Bar
- 360° spout rotation
- Ceramic disc valve
- Matching undermount/inset sinks available

Accessories

- Supplied with flexible tail pipes

Available in

Matte black, gunmetal, copper or gold



TCC7

Twin lever swan neck tap
TCC7BL, TCC7GM, TCC7CU, TCC7GL

Features

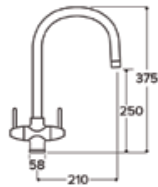
- PVD finish
- Minimum pressure: 1 Bar
- 360° spout rotation
- Ceramic disc valve
- Matching undermount/inset sinks available

Accessories

- Supplied with flexible tail pipes

Available in

Matte black, gunmetal, copper or gold



TD100

Single lever tap
TD100BL, TD100GM, TD100CU, TD100GL

Features

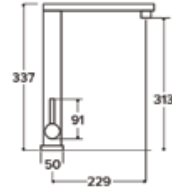
- PVD finish
- Minimum pressure: 1 Bar
- 360° spout rotation
- Ceramic disc valve
- Matching undermount/inset sinks available

Accessories

- Supplied with flexible tail pipes

Available in

Matte black, gunmetal, copper or gold





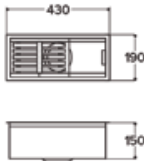
KI100

Kitchen trough
Inset/undermount

Features

- 400mm wide
- Integrated drainer
- Wine trough
- Dish drainer
- Food preparation station

Available in
Stainless steel



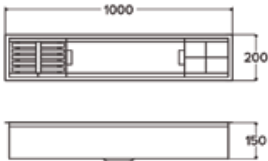
KI200

Kitchen trough
Inset/undermount

Features

- 1000mm wide
- Integrated drainer
- Wine trough
- Dish drainer
- Food preparation station

Available in
Stainless steel



TH102

3-in-1 Instant hot water tap

Features

- Non-pressurised tank for increased reliability
- Minimum pressure: 1.5Bar
- 360° spout rotation
- 2L tank
- Filter included
- Rapid 12 minutes initial heat up from cold supply
- Allows several cups of 98°C water to be dispensed
- Easy descaling

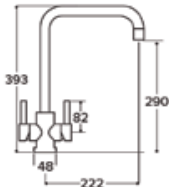
Accessories

- Supplied with flexible tail pipes

Optional Accessories

- Replacement filter
- Descaling solution

Available in
Chrome



TG7

Gesture Tap
TG7BL, TG7GM

Features

- Touch-free gesture control
- LED display
- Minimum pressure: 0.5Bar
- 360° spout rotation
- Pull out spray
- Ceramic disc valve
- AC 220-240V (50Hz)

Accessories

- Supplied with flexible tail pipes

Available in
Matte black or gunmetal



Sinks & taps - Innovation collection



Chrome

TI200

Spray tap

Features

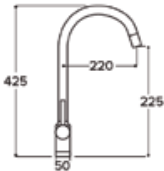
- Swan neck
- Minimum pressure: 0.5Bar
- 360° spout rotation
- Pull out spray
- Ceramic disc valve

Accessories

- Supplied with flexible tail pipes

Available in

Chrome



Black

TI300

Spray tap

Features

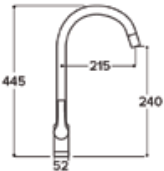
- Swan neck
- Minimum pressure: 0.5Bar
- 360° spout rotation
- Pull out spray
- Ceramic disc valve

Accessories

- Supplied with flexible tail pipes

Available in

Black



Accessories

Those little bits that just finish off your vision, from colourful waste kits and stylish protective splashbacks to the important pieces hiding behind your sink or extractor that ensures everything works just as it should.

Extractor accessories


Ducting



AED510



AED560



AED610



AED660

Code	Description / Contents
AED510	125mm x 1m flexible ducting kit White wall outlet, 2 cable ties, 1m flexible hose, fixing kit
AED560	125mm x 6m flexible ducting kit White wall outlet, 2 cable ties, 6m flexible hose, fixing kit
AED610	150mm x 1m flexible ducting kit White wall outlet, 2 cable ties, 1m flexible hose, fixing kit
AED660	150mm x 6m flexible ducting kit White wall outlet, 2 cable ties, 6m flexible hose, fixing kit

Filters

Code	Contents
CHA12	Charcoal filter (pack of 1)
CHA15	Charcoal filter (pack of 1)
CHA17	Charcoal filter (pack of 2)
CHA21	Charcoal filter (pack of 2)
CHA24	Charcoal filter (pack of 2)

Filters

Code	Contents
CHA25	Charcoal filter (pack of 2)
CHA28	Charcoal filter (pack of 2)
CHA33	Charcoal filter (pack of 2)
CHA34	Charcoal filter (pack of 2)
CHA35	Charcoal filter (pack of 2)
CHA36	Charcoal filter (pack of 1)
CHA37	Charcoal filter (pack of 2)
CHA39	Charcoal filter (pack of 1)
CHA40	Charcoal filter (pack of 1)
CHA41	Charcoal filter (pack of 1)
CHA42	Charcoal filter (pack of 1)
GRE1	Acrylic grease filter
GRE3M	Metal grease filter

Splashback accessories

Splashbacks




Square glass splashback



Square metal splashback



Curved glass splashback



Curved metal splashback

Square glass splashbacks

Black	Grey	Description
ASG6BL	ASG6GR	600W x 750H* square toughened glass splashback
ASG7BL	ASG7GR	700W x 750H* square toughened glass splashback
ASG9BL	ASG9GR	900W x 750H* square toughened glass splashback

ASG10BL	ASG10GR	1000W x 750H* square toughened glass splashback
---------	---------	---

*Our toughened glass splashbacks are handmade, so dimensions shown may vary by up to 5mm

Square metal splashbacks

Black	Stainless steel	Description
CSB6BL	CSB6SS	600W x 750H square metal splashback
CSB7BL	CSB7SS	700W x 750H square metal splashback
CSB9BL	CSB9SS	900W x 750H square metal splashback

CSB10BL	CSB10SS	1000W x 750H square metal splashback
---------	---------	--------------------------------------

Curved glass splashbacks

Designed to match the ECP and EKP range of extractors

Black	Grey	Description	Compatible with
ASG62CBL	ASG62CGR	600W x 750H* curved glass splashback	ECP62, EKP60
ASG72CBL	ASG72CGR	700W x 750H* curved glass splashback	ECP72, EKP70
ASG82CBL	ASG82CGR	800W x 750H* curved glass splashback	ECP82
ASG92CBL	ASG92CGR	900W x 750H* curved glass splashback	ECP92
ASG92KBL	ASG92KGR	900W x 750H* curved glass splashback	EKP90

ASG102CBL	ASG102CGR	1000W x 750H* curved glass splashback	ECP102
-----------	-----------	---------------------------------------	--------

*Our toughened glass splashbacks are handmade, so dimensions shown may vary by up to 5mm

Curved metal splashbacks

Designed to match the ECP and EKP range of extractors

Black	Stainless steel	Description	Compatible with
CSB62CBL	CSB62CSS	600W x 750H curved metal splashback	ECP62, EKP60
CSB72CBL	CSB72CSS	700W x 750H curved metal splashback	ECP72, EKP70
CSB92CBL	CSB92CSS	900W x 750H curved metal splashback	ECP92
CSB92KBL	CSB92KSS	900W x 750H curved metal splashback	EKP90

Sink accessories

Plumbing packs

Code	Contents	Compatible with
PP1	Space-saver plumbing pack	All single bowl sinks
PP2	Space-saver plumbing pack	All one-and-a-half bowl sinks

Tap accessories

Flow rate restrictors

Code	Contents	Compatible with
ATF002	Flow rate restrictors	All taps with rigid copper tail pipes
ATF003	Flow rate restrictors	All taps with flexible tail pipes



WK200BL



WK200GM



WK200CU



WK200GL



WK300BL



WK300GM



WK300CU



WK300GL

Waste Kits

Code	Description	Compatible with
WK200	Single bowl colour waste kit with matching overflow	KD100 and KD300
WK300	Bowl and a half colour waste kit with matching overflow	KD200 and KD400

Wine cooler accessories

Code	Description	Compatible with
AFG31	Glass shelves (pack of 3)	FWC304, FWC624
AFG61	Glass shelves (pack of 3)	FWC604, FWC881

Plinth heater

Code	Description
APH02SS	Electric 2kW plinth heater





Terms and conditions of guarantee

- Parts are defined as mechanical/electrical parts only.
- Products registered outside of the 30 day period will receive 12 months parts and labour.
- Proof of date of purchase must be supplied.
- To qualify for free parts they must be fitted by a CDA appointed engineer.
- Any attempts to modify or repair an appliance by an unauthorised person will render all guarantees invalid.
- A charge will be made for attending a reported fault that transpires to be due to misuse or mis-installation.
- CDA retains the right to invalidate the guarantee in the event of physical or verbal abuse towards any member of staff.
- CDA guarantees cover domestic use only - commercial use is not covered.
- Guarantees in whole or part are not transferable.
- Taps – during the first year, at our discretion we may pay for refitting (on receipt of the faulty part/tap, once inspected and deemed faulty) up to a maximum defined cost.
- The provision of services under the guarantee neither extends the term of the guarantee nor sets in motion a new guarantee period. The guarantee period for spare parts fitted ends with the expiry of the guarantee on the appliance as a whole. The guarantee remains effective from the date of purchase.
- On the occasion that a product is over 2 years old and is considered to be beyond repair, or uneconomical to repair, then we will offer a replacement appliance and charge an appropriate monetary offset in respect of the period of use already enjoyed.
- Guarantees apply in the UK and Southern Ireland only.

- What is not covered**
- Transport damage for which CDA is not responsible.
 - Improper installation and assembly.
 - Faults due to accidental damage or misuse.
 - Gas leaks not related to a CDA appliance.
 - Improper use including where an appliance has been used in a non-domestic environment, or poor maintenance, or failure to observe the operating instructions.
 - Damage caused by the appliance coming into contact with unsuitable materials.
 - Claims in respect of compensation for consequential loss, except where such liability is legally mandatory.
 - Consumables and cosmetic parts such as glass, bulbs, seals, fuses, filters, external hoses, cosmetic parts, baskets, trays, burner caps, burner bases etc.
 - Damage to, or during, the replacement of any light bulbs or removable parts of glass and plastic.
 - TH102 3-in-1 instant hot water tap is guaranteed for 2 year parts and 2 year labour.

Details of extended warranties are available on request.

The table below shows where the guarantee is restricted due to non-domestic conditions:

	5 years parts, 2 years labour	2 years parts, 2 years labour	1 year parts, 1 year labour
Normal domestic sale and use	✓		
Rental or service apartment (non-students)		✓	
Students (communal living and non-communal), not new build		✓	
Students (communal living and non-communal), new build		✓	
Students (non-communal), one student per kitchen	✓		
Semi-commercial, e.g. school domestic science lab			✓